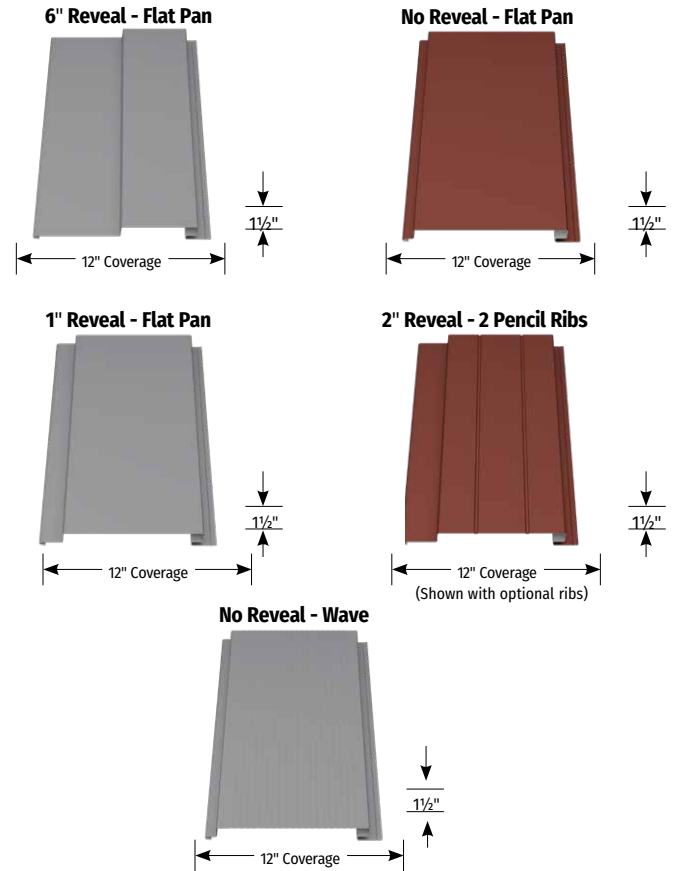


Prestige Series metal siding offers unique and interchangeable concealed fastener panels for flexible and distinctive design.

Prestige Series is a solution for vertical or horizontal exterior and interior siding, fascia, equipment screens, soffit, and as a ceiling panel application.



Prestige Panel Reveal Options	Finish Option			
	Flat Pan	Wave	1 Pencil Rib	2 Pencil Ribs
No Reveal - Full 12" Panel	X	X	X	X
2" Reveal - 10" Up, 2" Down	X		X	X
1" Reveal - 11" Up, 1" Down	X		X	X
6" Reveal - 6" Up, 6" Down	X			X

standard features

- Wall Installation: Horizontal or Vertical offered in 22 ga minimum. Soffit or Fascia Installation: Offered in 24ga minimum, except 6" reveal.
- Gauges: Available in 24ga and 22ga in standard finishes. Refer to AEP Span Color Charts for full range of color options, prints, textures, finishes and paint systems.
- Custom manufactured metal siding lengths: 6"-0" to 25"-0" for 24ga and 6"-0" to 30"-0" for 22ga.
- Offered in 4 different reveals: 0", 1", 2", and 6".
- Factory applied sealant is a standard offer.
- Available with 1 or 2 pencil ribs. Full 12" panel available with wave pattern.
- High performance clip available to meet wind loads.
- Testing: ASTM E1592 (wind uplift), ASTM E283 (air infiltration) and ASTM E331 (water infiltration).
- Wall assemblies rated for fire resistance (UL263) when installed in accordance with UL listings.
- Building Code Approval Report: IAPMO-UES #ER-0309.



optional features

- Short cut sheets from 6'-0" to 1'-0".* Additional fees and lead times may apply.
- Stucco embossed – Subject to 500 linear feet minimum. Additional fees and lead times may apply.
- Custom colors, thick film primer and/or clear coat paint finishes available. Subject to 3,000 square feet minimum order.
- 20ga available - subject to a minimum order size of 3,000 square feet and longer lead times.
- Perforation options available for the No Reveal panel only for an additional charge. Minimum order size 500 square feet (Inquire for smaller orders). Select from standard perforation patterns with open areas of 7.8%, 13.8%, 23.4%, or 30.6%. Sealant not included.
- Aluminum (.032 and .040) is available in No Reveal.
- Aluminum .040 is available perforated with open areas of 7.8%, 13.8%, 23.4%, 23.5%, 30.6%, 40.3% and 41.4%. (all other notes apply from the preceding bullet)

* 1'-0" for non-revealed panel.

Prestige Series®

Prestige 12-up (0" Reveal) - Properties and Allowable Inward Loads (See notes on back)

Properties									Standard Finishes	
Gauge	Base Steel Thickness (in)	Yield (ksi)	Tensile (ksi)	Wt. (lbs/ft ²)	I+ (in ⁴ /ft)	S+ (in ² /ft)	I- (in ⁴ /ft)	S- (in ² /ft)	Metallic Coating	Paint System
24	0.0232	50	65	1.51	0.0824	0.0605	0.1048	0.0721	AZ50	Cool Dura Tech™ 5000 (polyvinylidene fluoride) or Cool Dura Tech™ mx (metallic polyvinylidene)
22	0.0294	50	65	1.89	0.1064	0.0853	0.1338	0.0954	AZ50	
20	0.0354	40	55	2.27	0.1337	0.1203	0.1643	0.1221	AZ50	

Gauge	Span	Cond.	Allowable Inward Loads (lbs/ft ²) per Span (ft.-in.)						
			2' - 0"	3' - 0"	4' - 0"	5' - 0"	6' - 0"	7' - 0"	7' - 6"
24	Single Span	ASD, W/Ω	302	134	75	48	34	25	21
		L/180	900	267	112	58	33	21	17
	Double Span	ASD, W/Ω	207	136	81	54	38	28	24
		L/180	2168	642	271	139	80	51	41
	Triple Span	ASD, W/Ω	235	157	98	65	47	34	30
		L/180	1698	503	212	109	63	40	32
22	Single Span	ASD, W/Ω	426	189	106	68	47	35	30
		L/180	1163	344	145	74	43	27	22
	Double Span	ASD, W/Ω	326	176	106	70	50	37	33
		L/180	2800	830	350	179	104	65	53
	Triple Span	ASD, W/Ω	371	207	128	86	61	46	40
		L/180	2194	650	274	140	81	51	42
20	Single Span	ASD, W/Ω	480	213	120	77	53	39	34
		L/180	1460	433	183	93	54	34	28
	Double Span	ASD, W/Ω	326	175	107	72	51	37	33
		L/180	3518	1042	440	225	130	82	67
	Triple Span	ASD, W/Ω	371	205	127	87	61	46	40
		L/180	2756	817	344	176	102	64	52

Prestige 11-up (1" Reveal) - Properties and Allowable Inward Loads (See notes on back)

Properties									Standard Finishes	
Gauge	Base Steel Thickness (in)	Yield (ksi)	Tensile (ksi)	Wt. (lbs/ft ²)	I+ (in ⁴ /ft)	S+ (in ² /ft)	I- (in ⁴ /ft)	S- (in ² /ft)	Metallic Coating	Paint System
24	0.0232	50	65	1.51	0.0849	0.0598	0.1114	0.0807	AZ50	Cool Dura Tech™ 5000 (polyvinylidene fluoride) or Cool Dura Tech™ mx (metallic polyvinylidene)
22	0.0294	50	65	1.89	0.1101	0.0843	0.1443	0.1098	AZ50	
20	0.0354	40	55	2.27	0.1383	0.1187	0.1783	0.1430	AZ50	

Gauge	Span	Cond.	Allowable Inward Loads (lbs/ft ²) per Span (ft.-in.)						
			2' - 0"	3' - 0"	4' - 0"	5' - 0"	6' - 0"	7' - 0"	7' - 6"
24	Single Span	ASD, W/Ω	298	133	75	48	33	24	21
		L/180	928	275	116	59	34	22	18
	Double Span	ASD, W/Ω	209	139	89	59	42	31	27
		L/180	2235	662	279	143	83	52	42
	Triple Span	ASD, W/Ω	237	158	106	72	51	39	34
		L/180	1751	519	219	112	65	41	33
22	Single Span	ASD, W/Ω	421	187	105	67	47	34	30
		L/180	1203	357	150	77	45	28	23
	Double Span	ASD, W/Ω	288	192	119	79	57	42	37
		L/180	2899	859	362	186	107	68	55
	Triple Span	ASD, W/Ω	327	218	141	96	69	51	45
		L/180	2271	673	284	145	84	53	43
20	Single Span	ASD, W/Ω	474	211	118	76	53	39	34
		L/180	1511	448	189	97	56	35	29
	Double Span	ASD, W/Ω	288	192	121	81	58	43	38
		L/180	3641	1079	455	233	135	85	69
	Triple Span	ASD, W/Ω	327	218	142	97	70	53	47
		L/180	2852	845	357	183	106	67	54

Prestige 10-up (2" Reveal) - Properties and Allowable Inward Loads (See notes on back)

Properties									Standard Finishes	
Gauge	Base Steel Thickness (in)	Yield (ksi)	Tensile (ksi)	Wt. (lbs/ft ²)	I+ (in ⁴ /ft)	S+ (in ² /ft)	I- (in ⁴ /ft)	S- (in ² /ft)	Metallic Coating	Paint System
24	0.0232	50	65	1.51	0.0865	0.0593	0.1119	0.0816	AZ50	Cool Dura Tech™ 5000 (polyvinylidene fluoride) or Cool Dura Tech™ mx (metallic polyvinylidene)
22	0.0294	50	65	1.89	0.1121	0.0835	0.1451	0.1121	AZ50	
20	0.0354	40	55	2.27	0.1407	0.1173	0.1813	0.1499	AZ50	

Gauge	Span	Cond.	Allowable Inward Loads (lbs/ft ²) per Span (ft.-in.)						
			2' - 0"	3' - 0"	4' - 0"	5' - 0"	6' - 0"	7' - 0"	7' - 6"
24	Single Span	ASD, W/Ω	296	132	74	47	33	24	21
		L/180	945	280	118	60	35	22	18
	Double Span	ASD, W/Ω	209	139	89	59	42	32	27
		L/180	2276	674	284	146	84	53	43
	Triple Span	ASD, W/Ω	237	158	108	72	51	38	33
		L/180	1783	528	223	114	66	42	34
22	Single Span	ASD, W/Ω	417	185	104	67	46	34	30
		L/180	1224	363	153	78	45	29	23
	Double Span	ASD, W/Ω	288	192	120	81	58	43	37
		L/180	2949	874	369	189	109	69	56
	Triple Span	ASD, W/Ω	327	218	143	97	70	52	46
		L/180	2311	685	289	148	86	54	44
20	Single Span	ASD, W/Ω	468	208	117	75	52	38	33
		L/180	1537	455	192	98	57	36	29
	Double Span	ASD, W/Ω	288	192	124	84	60	45	39
		L/180	3702	1097	463	237	137	86	70
	Triple Span	ASD, W/Ω	327	218	146	101	73	55	49
		L/180	2900	859	363	186	107	68	55

Prestige 6-up (6" Reveal) - Properties and Allowable Inward Loads (See notes on back)

Properties									Standard Finishes	
Gauge	Base Steel Thickness (in)	Yield (ksi)	Tensile (ksi)	Wt. (lbs/ft ²)	I+ (in ⁴ /ft)	S+ (in ² /ft)	I- (in ⁴ /ft)	S- (in ² /ft)	Metallic Coating	Paint System
24	0.0232	50	65	1.51	0.0821	0.0577	0.0977	0.0783	AZ50	Cool Dura Tech™ 5000 (polyvinylidene fluoride) or Cool Dura Tech™ mx (metallic polyvinylidene)
22	0.0294	50	65	1.89	0.1072	0.0808	0.1267	0.1083	AZ50	
20	0.0354	40	55	2.27	0.1357	0.1127	0.1581	0.1467	AZ50	

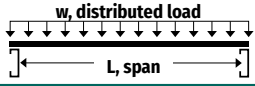
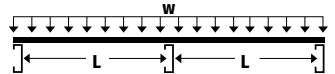
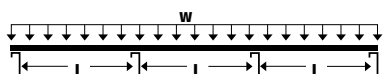
Gauge	Span	Cond.	Allowable Inward Loads (lbs/ft ²) per Span (ft.-in.)						
			2' - 0"	3' - 0"	4' - 0"	5' - 0"	6' - 0"	7' - 0"	7' - 6"
24	Single Span	ASD, W/Ω	288	128	72	46	32	23	20
		L/180	897	266	112	57	33	21	17
	Double Span	ASD, W/Ω	209	139	87	58	41	30	27
		L/180	2162	640	270	138	80	50	41
	Triple Span	ASD, W/Ω	237	158	104	70	50	38	33
		L/180	1693	502	212	108	63	39	32
22	Single Span	ASD, W/Ω	403	179	101	65	45	33	29
		L/180	1171	347	146	75	43	27	22
	Double Span	ASD, W/Ω	288	191	117	79	55	42	36
		L/180	2821	836	353	181	104	66	54
	Triple Span	ASD, W/Ω	327	218	139	95	68	51	44
		L/180	2210	655	276	141	82	52	42
20	Single Span	ASD, W/Ω	450	200	112	72	50	37	32
		L/180	1483	439	185	95	55	35	28
	Double Span	ASD, W/Ω	288	192	123	83	59	44	39
		L/180	3572	1058	447	229	132	83	68
	Triple Span	ASD, W/Ω	327	218	144	99	72	54	48
		L/180	2799	829	350	179	104	65	53

Outward Load Capacity

No Reveal, or 1" Reveal, With Clip	Gauge	Maximum Allowable Outward Loads With Clip (lbs/ft²) per Span (ft.-in.)						
		2' - 0"	3' - 0"	4' - 0"	5' - 0"	6' - 0"	7' - 0"	7' - 6"
	24	69	69	61	53	45	37	33

No Reveal, 1" & 2" Reveals, With Clip	Gauge	Maximum Allowable Outward Loads With Clip (lbs/ft²) per Span (ft.-in.)						
		2' - 0"	3' - 0"	4' - 0"	5' - 0"	6' - 0"	7' - 0"	7' - 6"
	22	88	88	76	64	51	39	33
	20	88	88	76	64	51	39	33

Maximum allowable outward load capacities are shown and dependent upon fastener-to-substrate capacities. Refer to IAPMO-UES report #ER-0309 for specific product system capacities and for other panel/gauge outward load capacities.

Inward Loads	Single Span		NOTES: Tabulated values are for positive (inward) loading only. The W/Ω (ASD) values are based on allowable panel strength. L/180 values based on allowable service load deflections. The moments of inertia, I ⁺ and I ⁻ , presented for determining deflection are: $(2I_{\text{Effective}} + I_{\text{Gross}})/3$ Values are based on AISI S100-16/S1-18 Specifications subject to change without notice.
	Double Span		
	Triple Span		

Oil Canning : All flat metal surfaces can display waviness commonly referred to as "oil canning". "Oil canning" is an inherent characteristic of steel products, not a defect, and therefore is not a cause for panel rejection.

