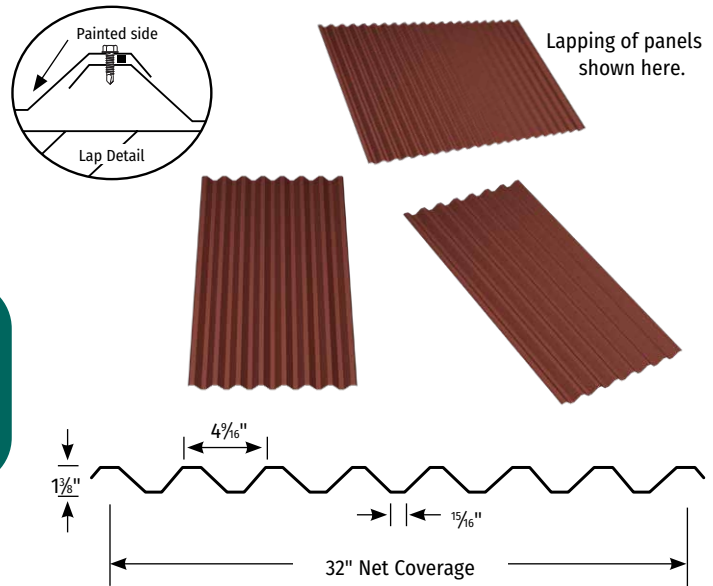


Mini-V-Beam™ Roofing and Siding



Mini-V-Beam is an exposed-fastened metal panel with 32" net coverage.

Mini-V-Beam is ideal for roof, vertical or horizontal siding applications, open framed canopy or carport designs.



Properties									Standard Finishes	
Gauge	Base Steel Thickness (in)	Yield (ksi)	Tensile (ksi)	Wt. (lbs/ft ²)	I+ (in ⁴ /ft)	S+ (in ³ /ft)	I- (in ⁴ /ft)	S- (in ³ /ft)	Metallic Coating	Paint System
26	0.0173	80	82	0.92	0.0708	0.0921	0.0705	0.0876	AZ50	Cool Dura Tech™ nt
24	0.0232	50	65	1.23	0.0956	0.1307	0.0956	0.1286	AZ50	Cool Dura Tech™ 5000 (polyvinylidene fluoride) or Dura Tech™ mx (metallic polyvinylidene)
22	0.0294	50	65	1.56	0.1200	0.1665	0.1200	0.1668	AZ50	
20	0.0354	40	55	1.88	0.1463	0.2000	0.1463	0.2000	G90	
18	0.0459	40	55	2.43	0.1913	0.2573	0.1913	0.2573	G90	

NOTES: The moments of inertia, I' and I, presented for determining deflection are: $(2I_{\text{Effective}} + I_{\text{Gross}})/3$

standard features

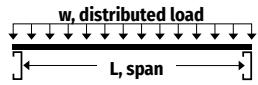
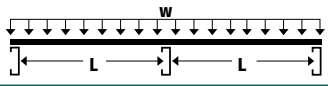
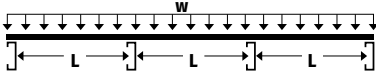
- Minimum recommended slope 1:12.
- Gauges: 22ga, 24ga, and 26ga in standard finishes ZINCALUME® Plus.
- Refer to AEP Span Color Charts for full range of color options and paint systems.
- Custom manufactured panel lengths: 5'-0" to 45'-0".
- Matching fiberglass panels available.
- Testing: ASTM E1680 (air infiltration) and ASTM E1646 (water infiltration). All testing performed by accredited third-party.
- Roof assemblies Class A Fire Rated when installed on non-combustible deck or framing per IBC or IRC or when installed in accordance to UL listings (UL790). Wall assemblies rated for fire resistance (UL263) when installed in accordance with UL listings.
- Building Code Approval Report: IAPMO-UES #ER-0550.
- Manufactured in Sacramento, WA.



optional features

- Short cut sheets from 5'-0" to 1'-0". Additional fees and lead times apply.
- 20ga and 18ga available in galvanized G90 with standard and custom colors subject to a minimum order size of 4,500 square feet and longer lead times.
- 18ga available in bare galvanized G90 subject to a minimum order size of 18,000 square feet and longer lead times.
- Custom colors, thick film primer and/or clear coat paint finishes available. Subject to 4,500 square feet minimum order.
- Perforation options available for an additional charge. Minimum order size 1,335 square feet (Inquire for smaller orders). Select from standard perforation patterns with open areas of 7.8%, 13.8%, 23.4% or 30.6%.
- Stucco embossed available in 26ga, 24ga and 22ga. Subject to minimum order size of 1,335 square feet.

Gauge	Span	Cond.	Allowable Inward Loads (lbs/ft ²) per Span (ft.-in.)								
			2'-0"	2'-6"	3'-0"	4'-0"	5'-0"	6'-0"	7'-0"	8'-0"	10'-0"
26	Single Span	ASD, W/Ω	551	353	245	138	88	61	45	34	22
		L/180	-	-	229	97	49	29	18	12	6
	Double Span	ASD, W/Ω	441	297	214	124	81	56	42	32	20
		L/180	-	-	-	-	-	-	-	29	15
	Triple Span	ASD, W/Ω	517	357	258	153	100	70	51	40	26
		L/180	-	-	-	-	93	54	34	23	12
24	Single Span	ASD, W/Ω	652	417	290	163	104	72	53	41	26
		L/180	-	-	-	131	67	39	24	16	8
	Double Span	ASD, W/Ω	603	394	277	157	101	71	52	39	25
		L/180	-	-	-	-	-	-	-	-	20
	Triple Span	ASD, W/Ω	734	484	342	195	126	88	65	49	31
		L/180	-	-	-	-	126	73	46	31	16
22	Single Span	ASD, W/Ω	831	532	369	208	133	92	68	52	33
		L/180	-	-	-	164	84	49	31	20	10
	Double Span	ASD, W/Ω	798	517	362	206	131	92	68	51	33
		L/180	-	-	-	-	-	-	-	49	25
	Triple Span	ASD, W/Ω	979	640	449	256	164	114	84	64	41
		L/180	-	-	-	-	158	92	58	39	20
20	Single Span	ASD, W/Ω	798	511	355	200	128	89	65	50	32
		L/180	-	-	-	-	102	59	37	25	13
	Double Span	ASD, W/Ω	770	499	348	197	126	88	64	49	32
		L/180	-	-	-	-	-	-	-	-	31
	Triple Span	ASD, W/Ω	948	617	433	246	158	109	81	61	39
		L/180	-	-	-	-	-	-	70	47	24
18	Single Span	ASD, W/Ω	1027	657	456	257	164	114	84	64	41
		L/180	-	-	-	-	134	77	49	33	17
	Double Span	ASD, W/Ω	991	642	449	254	163	113	83	64	41
		L/180	-	-	-	-	-	-	-	-	40
	Triple Span	ASD, W/Ω	1221	795	557	316	203	142	104	79	51
		L/180	-	-	-	-	-	-	92	62	32

Inward Loads	Single Span		<p>NOTES: Top values based on allowable stress (ASD). Bottom values based on a deflection limit of L/180. “-” denotes that the allowable load is limited by the panel stress vs. deflection limit. Steel conforms to ASTM A653 (Galvanized) or ASTM A792 (ZINCALUME) structural steel. Tabulated values are for positive (inward) uniform loading only. Values are based on the American Iron and Steel Institute “Cold Formed Steel Design Manual” (AISI S100-12). Refer to aepspan.com for more complete Mini-V-Beam performance data.</p>
	Double Span		
	Triple Span		

Oil Canning : All flat metal surfaces can display waviness commonly referred to as “oil canning”. “Oil canning” is an inherent characteristic of steel products, not a defect, and therefore is not a cause for panel rejection.



Customer Service Center
Tacoma, WA

Phone: 800-733-4955

Fax: 253-272-0791

For most current versions of literature please visit
www.aepspan.com